

DO'S AND DON'TS OF BEDDING CARE

Do...

DO rotate your mattress as directed on the inside of this warranty card to prolong the comfort and support life. Body impressions are a normal occurrence in your new mattress and indicate that the upholstery layers are conforming to your body's individual contours. You'll be pleasantly surprised with that "New Mattress Feeling" every time you turn your new mattress.

DO give your new sleep set time to "air" upon removal from its plastic packaging. Dispense of all plastic packaging as soon as possible.

DO carry your mattress on its side. It's easier to handle and you'll be less likely to damage the mattress.

DO keep your bedding clean. We suggest using a mattress pad, especially if children use the bed. A soiled, dirty or spotted mattress voids this warranty.

DO replace the old foundation when purchasing a new mattress. The foundation takes a lot of the nightly wear and tear and contributes to the bed's overall comfort and support.

DO use an appropriate frame and center support for queen- and king-size sets. Using the right support will ensure your warranty remains in effect.

DO enjoy your new set of bedding. You should be prepared to take 30 days to really get comfortable with a new mattress.

DON'T...

DON'T PLACE YOUR MATTRESS NEAR OPEN FLAME OR EXPOSE TO FIRE. THIS MATTRESS IS NOT FLAME- OR FIREPROOF, AND CAN IGNITE AND/OR BURN IF EXPOSED TO OPEN FLAME OR FIRE. WHEN IGNITED, SOME BEDDING MATERIAL CAN BURN RAPIDLY AND EMIT SMOKE AND HAZARDOUS GASSES.

DON'T smoke in bed. This mattress is manufactured as required by federal law to resist, but not necessarily eliminate, ignition by smoldering cigarettes.

DON'T let anyone stand or jump on your mattress. It was not built for that kind of weight concentration and this would be considered abuse.

DON'T allow your mattress to get wet because some upholstery materials may compress. Protect it from water or other liquids and invest in a quality mattress pad to protect your mattress investment.

DON'T put a new mattress on an old foundation. A good foundation is as important as a good mattress, and a worn foundation will in many cases affect the terms of your warranty.

DON'T bend your mattress under any circumstances. Such treatment may damage the innerspring unit. Flex rather than bend the mattress when going through doorways, and don't bend the corners when putting on fitted sheets.

DON'T remove the law tag label at the end of your mattress. This serves as a means of identification to establish your warranty rights.

DON'T use dry cleaning fluid of any type on your mattress. These chemicals will damage some of the construction materials.

DON'T attempt to rotate the mattress by your self. To avoid the damage to the mattress or the risk of personal injury, have someone help you rotate your mattress.

1220 WATT ST.
JEFFERSONVILLE, IN 47130

(812) 288-8614
BOWLESMATTRESS.COM

Bowles Mattress Company appreciates your purchase of one of our fine products.

Retain this Limited Warranty information in the case of questions regarding the product in the future.

**MANUFACTURER'S LIMITED WARRANTY
&
ADDITIONAL IMPORTANT INFORMATION**

THIS LIMITED WARRANTY EXTENDS ONLY TO THE ORIGINAL PURCHASER. PROOF OF PURCHASE IS NECESSARY TO VALIDATE THIS WARRANTY.

YOUR NEW SET OF BEDDING HAS BEEN MANUFACTURED TO MEET THE FEDERAL GOVERNMENT FIRE STANDARD PASSED INTO LAW 7/1/07.

TO REGISTER THIS WARRANTY DETACH THE CARD AND COMPLETE THE INFORMATION AND MAIL TO BOWLES MATTRESS COMPANY OR GO ONLINE TO BOWLESMATTRESS.COM AND FILL OUT CONSUMER PURCHASE REGISTRATION INFORMATION.

10 10 YEAR NON PRORATED LIMITED WARRANTY 10

YOUR WARRANTY PROTECTS YOU FROM THE DAY YOU PURCHASE YOUR SLEEP SET, AND CONTINUES ACCORDING TO THE PERIOD DESIGNATED ON THIS CARD. SHOULD YOUR MATTRESS BE DEFECTIVE BECAUSE OF FAULTY WORKMANSHIP OR STRUCTURAL DEFECTS, WE SHALL, AT OUR OPTION, REPLACE OR REBUILD YOUR MATTRESS WITHOUT COST. IN THE EVENT THAT WE REPAIR OR REPLACE YOUR MATTRESS SET, THIS WARRANTY CONTINUES YOUR PROTECTION FROM THE ORIGINAL DATE OF PURCHASE.

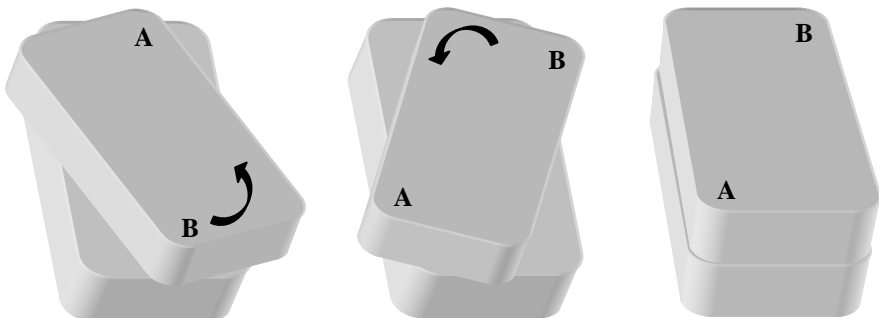
SEE INSIDE FOR WARRANTY COVERAGE AND EXCLUSIONS.

Rotating Your New Mattress will Extend the Comfort and Support Life of Your New Set

AVOID PERSONAL INJURY—DO NOT ATTEMPT TO ROTATE MATTRESS WITHOUT A PARTNER

ONE SIDED MATTRESS

To help “even-out” body impressions, rotate your mattress every other week for the first two months. Afterwards, rotate your mattress every season (or every three months) for more even wear.




1. Push at the opposite corners A and B while your mattress is lying flat.

2. Push alternately on corners A and B to position mattress fully on foundation.

3. And now your mattress is ready for a Better Night's Sleep.

TWO SIDED MATTRESS


Turn the mattress over, end-to-end and side-to-side every other week for the first two months. Afterwards, turn it every season (or every three months) for more even wear. You may find it helpful to tag your mattress to remind you which direction to turn it next.



1. Begin with your mattress lying flat.

2. Rotate your mattress so it hangs over foundation.

3. Raise and turn your mattress over side-to-side.



4. Rotate your mattress back into position.

5. Your mattress is now ready for a Better Night's Sleep.

Bowles
MATTRESS CO.

1220 Watt Street Jeffersonville, IN 47130
812-288-8614 bowlesmattress.com

LADY AMERICANA
Premium Bedding
Better Sleep Every Night

Warranty Coverage

Items covered: This warranty covers the following items during normal wear:

Mattress:

- ✓ Coils or wires that are loose or broken.
- ✓ Coils or wires that protrude or rip through the fabric
- ✓ Body indentations of 1 1/2" or greater.
- ✓ Excessively lumpy feel.
- ✓ Sagging: Your mattress must be continuously supported by a matching foundation or equivalent, with an appropriate frame. The frame should include a center support with at least 5 legs or 5 **hardwood** cross slats for queen sets, and 6 legs with proper center bar support for king sets.

Foundation:

- ✓ Splits in the wood frame.
- ✓ Squeaks, rattles or noises.
- ✓ Bent, loose or defective beams and/or center support rail.
- ✓ Sagging: A proper bed frame must continuously support the foundation. The frame should include a center support with at least 5 legs or 5 **hardwood** cross slats for queen sets, and 6 legs with proper center bar support for king sets.

Items not covered: Items and damages not specifically listed in the “Warranty Coverage” section are not covered, including, for example:

- ✗ Mattress Fabric (including stains, soiling or burns).
- ✗ Normal Wear
- ✗ Border wires bent due to moving or bending the mattress.
- ✗ Structural damage from using improper support.
- ✗ Mattress damage due to an inappropriate foundation.
- ✗ Sheet Fit
- ✗ Bed Height
- ✗ Mattress or foundation damage due to abuse
- ✗ **Transportation costs**
- ✗ Comfort preference
- ✗ Replacement of another piece in the sleep set, unless such other piece is also defective.

BOWLES MATTRESS COMPANY—NON PRORATED LIMITED WARRANTY—REGISTRATION CARD

Name _____ Address _____

City _____ State _____ Zip _____ Phone _____ E-Mail _____

Model Name Purchased _____ Size _____ Mattress I.D. (on Law Tag) _____

Date _____ Price _____ Where Purchased? (Store name, city & state) _____

Have you purchased a Bowles product in the past? Y N (circle one)

If yes, which one? _____ When? _____ If no, what was your previous brand? _____

How did you hear about Bowles? _____ What prompted you to purchase Bowles? _____

Rate your experience in purchasing a Bowles product (10=excellent, 1=poor) _____

Comments: _____

May we contact you with information on new products, services or events in the future? Y N (circle one) *Thank You!*